STC-9200 ETC-420D

Application:

Widely used in all kinds of cold storage, low-temperature freezer, kitchen refrigerator.

Main features:

- ◆Refrigeration, double controlled defrosting by temperature and time
- ◆User menu and administrator menu set separately, Temperature upper and lower limit setting
- ◆Multiple defrosting and fan modes
- ◆Water-dripping time setting
- ◆Copy-key (optional)

STC-9200

ETC-420D

Specification:

(STC-9200)

- ◆Mounting size: 71(W) * 29 (H) (mm)
- ◆Products size: 74 (W) * 34.5 (H) * 85 (D) (mm)

(ETC-420D)

- ◆Guide rail size: TH35-7.5 (mm)
- ◆Products size: 71 (W) * 87 (H) * 58 (D) (mm)

Technical parameters:

- ◆Power supply: 220VAC±10%, 50/60Hz
- ◆Temperature measuring and controlling range: -50℃~+50℃
- ◆Resolution: 0.1℃
- ◆Accuracy: ±1℃ www.MrCool.ir
- ◆Relay capacity of Compressor, defrost and fan: 8A/220VAC
- ◆Sensor type: NTC (2M)
- ◆Shell: gray ABS flame retardant material

Accessories:

1 probe, 1 operation instruction, 2 elastic tabs.

Administratrant menu:

Menu level	Menu items (character type) (optional)	Parameter range	Default	Remark
User menu	SEt	Temp. min. set value ~ Temp. min. set value	-5℃	Tem. Set parameter
	HY	1℃~25℃	2℃	Return difference setting
Administrator menu	US	SEt~50℃	+20℃	Max.temp. set value
	LS	-50℃~SEt	-20℃	Min. temp. set value
	AC	0~50 min	3	Compressor delay protection
	idF	0~120 Hr.	6	Defrost cycle
	MdF	0~255 min	30	Defrost time
	dtE	-50℃~50℃	10℃	Defrost termination temp.
	Fdt	0~100min	2	Water-dripping time after defrost
	tdF	EL: Electric-heating defrost HtG: Thermal	EL	Defrost mode
	dCt	rt: the interval of defrosting actually CoH: the accumulated time of compressor operation	rt	Count mode of defrost cycle
	dFd	rt: normal temp. display it: defrost start-up temp.	rt	Display mode when defrost
	FnC	Ctr: under control o-n: continuous operation, off when defrost C-n: start/stop with compressor, off when defrost	Ctr	Fan operation mode
	Fot	-50℃~Fan stop temperature	-10℃	Fan start-up temp.
	Fod	-255S~255S	60S	Fan start-up delay
	FSt	Fan start temperature~50℃	-5℃	Fan stop temp.
	ALU	ALL ~50℃	50℃	Alarm value when exceed upper limit
	ALL	-50℃~ALU	-50℃	Alarm value when exceed lower limit
	ALd	0~99min	15min	Temp. alarm delay
	ot	-10℃~+10.0℃	0℃	Temp. calibration

Wiring diagram:

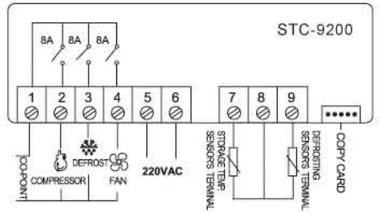

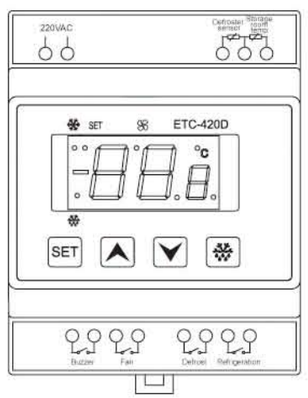

STC-001 CTE-102

Application:

Suitable for all kinds of high temperature cold storage, direct cooling cabinet, water chiller, seafood machine and some small heating equipments etc.

www.MrCool.ir

Main features:

- ◆Temperature measuring and controlling
- ◆High/Low temperature alarm(STC-001)
- ◆Cooling and heating(CTE-102)
- ◆Compressor time delay
- ◆Temperature calibration

STC-001

CTE-102

Specification:

- ◆Mounting size: 71(W) * 29(H) (mm)
- ◆Product size: 83.5(W) * 40.5(H) * 63(D)(mm)

Technical parameters:

- ◆Power supply: 220VAC~240VAC, 50~60HZ
- ◆Temperature measuring range: -50~+70℃
- ◆Resolution: 1℃
- ◆Accuracy: ±1℃±0.5digit
- ◆Compressor output contact capacity: 10A /220VAC; Rated resistant loading 8A
- ◆Sensor type: NTC, 2M
- ◆Operating temperature: -10℃ ~ +60℃

Accessories:

1 probe, 1operation instruction, 2 elastic tabs

Wiring diagram:

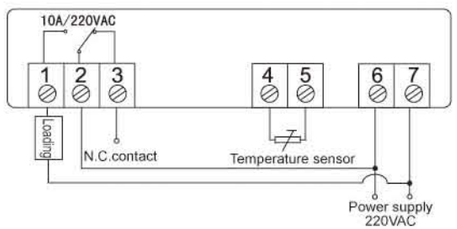

MTC-6020

Main features:

- ◆Multiple management modes optional: Pump, refrigeration, defrosting and fan
- ◆Directly check and set the common parameters only by pressing single key.
- ◆Double screen display, multiple indicator lights indicate the system running status

MTC-6020

User menu:

Indicator light Code	Set range	Default	Representative meaning
Off temp.	Stop temp.~+50.0℃	10.0℃	Compressor start up when temperature reaches the set value
On temp	50.0℃~Start up temp.	-10.0℃	Compressor stops when temperature reaches the set value
Comp. delay	1min~120mins	3 mins	The minimum interval time between 2 start up time
Def. cycle	0 hour~120 hours	3 hour	The minimum interval time between 2 defrosting
Def. time	0 min.~120mins	30 mins	The defrosting duration time
Max evap. temp.	-50.0℃~+50.0℃	10.0℃	Defrosting is not allowed when defrost sensor is higher than set termination temperature

Administrator menu:

	Function	Set Range	Default
F01	Temperature calibration	-10. 0℃~+10. 0℃	0℃
F02	Alarm when exceed temp. limit value	0℃~+50. 0℃	5.0℃
F03	Defrost cycle time calculation	0:Controller accumulated working time after electrified 1: Compressor accumulated working time after electrified	1
F04	Defrost dripping time	0 min.~120 min.	3mins
F05	Defrost sensor selection	0: Not select defrost sensor 1: select defrost sensor	1
F06	Water pump prefilling time	3 sec.~255 sec.	5 secs
F07	Water pump stop delay time	3 sec.~255 sec.	10 secs
F08	Fan start mode	-1:The fan run continuously 0~30:Fan start up when compressor start for 0~30 mins	0
F09	Fan stop mode	-1:The fan run continuously 0~30:Fan stop when compressor stop for 0~30 mins	0
F10	Alarm delay when temp. exceed set limit value	0 min.~120 min.	30mins
F11	Alarm delay time after the power electrified for the first time	0 hour~120 hours	2hours

Wiring diagram:

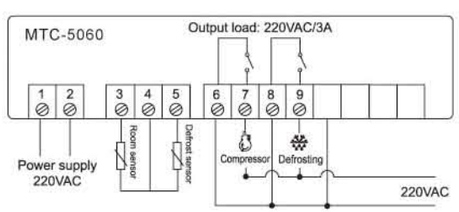

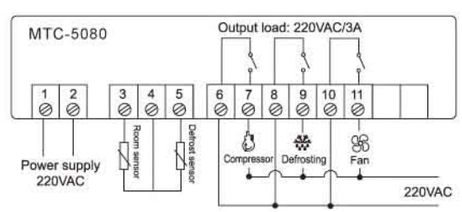

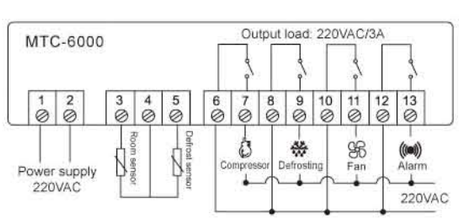

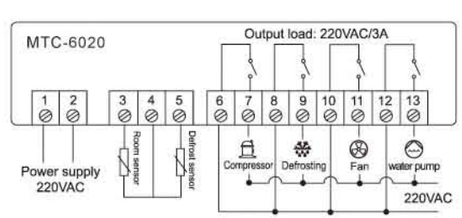

MTC-2120S

Application:

This product is a universal single-sensor temperature controller, with the function of refrigeration, defrost, temperature over limit alarm, suitable for cold storage, refrigerated cabinets, etc.

Main features:

- ◆Control temperature according to compressor on temperature and off temperature, and manually forced refrigeration is available.
- ◆It could preset four group parameters according to different goods. When replace the goods, it could directly adjust to the corresponding parameter setting.
- ◆Compressor protection delay 3 minutes; when sensor fails, compressor will run and stop according to the set proportional time; with buzzer alarm and buzzer cancel function.

Specification:

- ◆Front panel size: 100×51 (mm)
- ◆Mounting size: 92×44 (mm)
- ◆Product size: 100 × 51 × 65 (mm)
- ◆Sensor length: 2M

Technical parameters:

- ◆Power supply: 220VAC+10%/-15%, 50/60Hz;
- ◆Power consumption: < 3W
- ◆Measuring range: -50℃~+120℃;
- ◆Temperature control range: -40℃~50℃;
- ◆Resolution: <100℃, 0.1℃, others, 1℃
- ◆Accuracy: -40℃~50℃, ±1℃±1dig, others, ±2℃±0.5dig
- ◆Sensor failure delay time: 10S
- ◆Sensor type: NTC
- ◆Output capacity:
  Refrigeration: 10A/220VAC, directly drive loading of 0.5HP/220VAC
  Defrost: 10A/220VAC
- ◆Working environment temperature: 0℃~60℃
- ◆Storage temperature: -30℃~75℃
- ◆Relative humidity: 20%~85%(non-condensing)

Accessories:

1 probe, 1operation instruction, 2 elastic tabs

Wiring diagram:

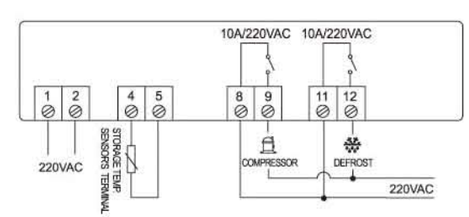

STC-8080A+ STC-8080H

Application:

Suitable for middle-low temperature cold storage, wind cooling cabinet, kitchen cabinet, operating console, refrigerating display cabinet.

Main features:

- ◆Refrigerating, timing defrost modes optional
- ◆Exceeding temperature alarm
- ◆Temperature upper and lower limit setting
- ◆Compressor delay protection time is fixed as 3 minutes
- ◆Sensor error occurs, compressor turns on/off with proportional time

Specification:

- ◆Mounting size: 71(W) * 29(H) (mm)
- ◆Product size: 75(W) * 34.5(H) * 85(D) (mm)

Technical parameters:

- ◆Power supply: 220VAC+10%/-15%, 50/60HZ
- ◆Temperature measuring range: -50℃~+99℃
- ◆Temperature controlling range: -40℃~+50℃
- ◆Resolution: 1℃
- ◆Accuracy: ±1℃
- ◆Compressor output contact capacity: 7A/220VAC
- ◆Sensor type: NTC, 2M
- ◆Shell: gray ABS flame retardant material

Accessories:

1 probe, 1operation instruction, 2 elastic tabs

Wiring diagram:

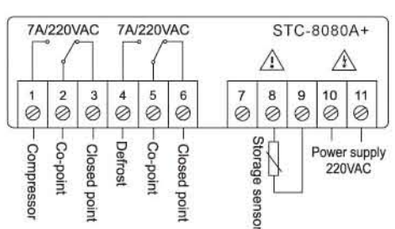

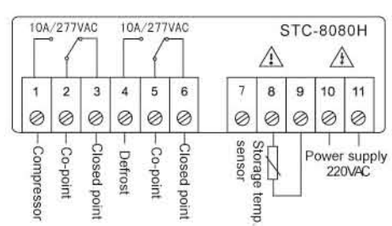

Administrator menu:

STC-8080A+

Code	Manu function	Parameter setting ranges	Unit	Defaul
F1	Temp. upper limit	F2~+50	℃	-10
F2	Temp. lower limit	-40~F1	℃	-20
F3	Temp. calibration	-5~+5	℃	0
F4	Defrost cycle	0~99,Timing defrost be canceled when F4 is set as "0"	Hour	8
F5	Defrost duration	0~99,Timing defrost be canceled when F5 is set as "0"	Minute	20
F6	Exceeding temp. limit alarm	0~50,Alarming be canceled when F6 is set as "0"	℃	15

STC-8080H

ITEM	FUNCTION	SETTING RANGE	UNIT	DEFAULT
F1	Upper limit	F2～+50	℃	-10
F2	Lower limit	-40～F1	℃	-20
F3	Temperature calibration	-5～5	℃	0
F4	Compressor protection time	0～9	min	3
F5	Exceeding temperature value	0～50,set value as 0 to cancel alarm	℃	15
F6	Exceeding temperature alarm delay time	0～99	min	20
F7	Defrost cycle	0～99,set value as 0 to cancel defrost	hour	8
F8	Defrost time	0～99,set value as 0 to cancel defrost	min	20

STC-8090

Application:

Suitable for middle and low temperature cold storage, wind cooling cabinet, kitchen cabinet, operational console, refrigerating display cabinet.

Main features:

- ◆Refrigerating, timing defrost modes optional
- ◆Return difference to control temperature
- ◆Two kinds of defrost mode optional
- ◆User menu and administrator menu setting separately
- ◆Sensor error occurs, compressor turns on/off with proportional time

Specification:

- ◆Mounting size: 71(W) * 29(H) (mm)
- ◆Product size: 75(W) * 34.5(H) * 85(D) (mm)

Technical parameters:

- ◆Power supply: 220VAC±10%, 50/60HZ
- ◆Temperature measuring range: -40℃~+99℃
- ◆Temperature controlling range: -40℃~+70℃
- ◆Resolution: 1℃
- ◆Accuracy: ±1℃
- ◆Compressor output contact capacity: 10A/220VAC
- ◆Sensor type: NTC, 2M
- ◆Shell: gray ABS flame retardant material

Accessories:

1 probe, 1operation instruction, 2 elastic tabs

Wiring diagram:

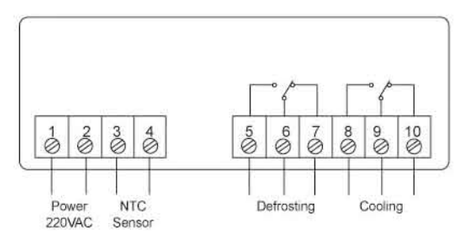

Administrator menu:

Menu setting items	Parameter setting range	Default	Code
Return difference setting	1~15℃	3℃	F0
Temp. upper limit setting	(Temp. lower limit setting +1℃)~15℃	20℃	F1
Temp. lower limit setting	+1℃~70℃	20℃	F2
Compressor delay	0~9min	3 min	F3
Temp. calibration range	-5℃~5℃	0	F4
Defrosting interval	0~99 hours set as "0" cancel alarm	6 hours	F5
Defrosting duration	0~99 minutes 0: Alarm cancel	30 min	F6
Temp. displaying mode optional when defrosting	0:Cold storage room's temp. when defrosting 1:Normal cold storage room's temp.	0	F7
Alarm when exceeding temp. limit	0~50℃ set as "0" to cancel alarm	5℃	F8
Alarm delay	0~99 minutes	0	F9

STC-200+

Application:

Suitable for all kinds of high temperature cold storage, direct cooling cabinet, water chiller, seafood machine and some small heating equipments etc.

Main features:

- ◆Refrigerating, heating, alarming modes optional
- ◆Return difference to control temperature
- ◆User menu and administrator menu setting separately
- ◆Temperature upper and lower limits setting, in order to avoid disoperation by non-professionals.

Specification:

- ◆Mounting size: 71(W) * 29(H) (mm)
- ◆Product size: 77.0(W) * 34.5(H) * 65.5(D) (mm)

Technical parameters:

- ◆Power supply: 220VAC±10%, 50/60HZ (12VAC/VDC,optional)
- ◆Temperature measuring range: -40℃~+99℃
- ◆Temperature controlling range: -40℃~+70℃
- ◆Resolution: 1℃
- ◆Accuracy: ±1℃
- ◆Compressor output contact capacity: 7A/220VAC
- ◆Sensor type: NTC, 2M
- ◆Alarming: buzzer or alarm relay
- ◆Shell: gray ABS flame retardant material

Accessories:

1 probe, 1operation instruction, 2 elastic tabs

Wiring diagram:

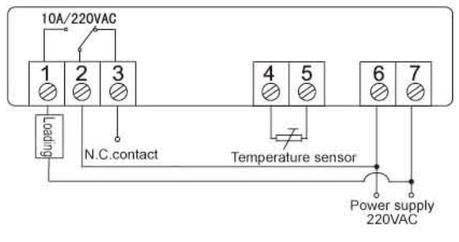

Administrator menu:

code	function	setting range	unit	default
F0	Return difference	1~16	℃	3
F1	Compressor delay time	0~9	min	3
F2	Temperature lower limit	-50~set value	℃	-20
F3	Temperature upper limit	set value~+99	℃	20
F4	Mode	1:cooling 2:heating 3:alarm		1
F5	Temperature calibration	-5~+5	℃	0

STC-9600

Application:

Specially designed for medical refrigerator, vaccine cabinet, blood cabinet etc.

Main features:

- ◆Refrigerating, defrost modes optional
- ◆Alarm when power failure (alarm output),standby battery supply
- ◆Door switch function, Door open over time alarm
- ◆Return difference to control temperature
- ◆User menu and administrator menu setting separately
- ◆Sensor error occur, compressor turns on/off with proportional time

Specification:

- ◆Mounting size: 71(W) * 29 (H) (mm)
- ◆Products size: 74 (W) * 34.5 (H) * 85 (D) (mm)

Technical parameters:

- ◆Power supply: 12VAC/DC
- ◆Temperature measuring range: -50~+50℃
- ◆Temperature controlling range: -50~+50℃
- ◆Resolution: 0.1
- ◆Accuracy: ±1℃
- ◆Compressor output contact capacity: 10A/220VAC
- ◆Alarm output contact capacity: 7A/220VAC
- ◆Sensor type: NTC, 2M
- ◆Shell: gray ABS flame retardant material

Accessories:

1 probe, 1 operation instruction, 2 elastic tabs.

Wiring diagram:

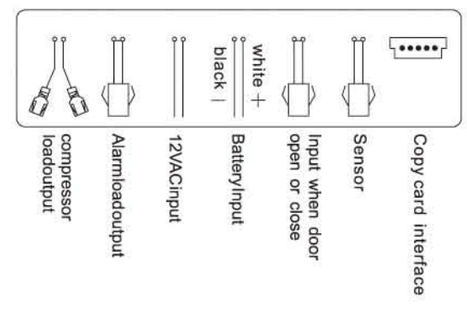

Administrator menu:

Menu level	Menu item	Parameter range	Default	Working mode
User menu	F01	Temperature lower limit~temperature upper limit	-5℃	Set temperature parameter value
	F02	1℃~25℃	2℃	Return difference value
Administrator menu	F03	F01~50℃	+20℃	Temperature upper setting value
	F04	-50℃~F01	-20℃	Temperature lower setting value
	F05	0min~50mins	3	Compressor delay time
	F06	0~1 (0:alarm when the door open; 1:alarm when the door close)	3	The effective alarm mode when the door open or close
	F07	0min~120mins	3	Alarm delay when door close or open
	F08	0s~255s	30	Alarm delay when power off
	F09	Temperature lower limit -50℃	50℃	Exceeding temperature upper limit alarm value
	F10	-50℃~temperature upper limit	-50	Exceeding temperature upper limit alarm value
	F11	0~99mins	-15	Temperature alarm delay
	F12	0~2(0:not activated 1: alarm relay functions same as buzzer 2:alarm can't be canceled)	1	Alarm relay working mode
	F13	-10℃~+10.0℃	0	Temperature calibration
	F14	0~255	45	Compressor stop time when sensor error
	F15	0~255	15	Compressor start up time when sensor error
	F16	0~255	180	Alarm delay time when power off
	F17	0~255 hour	6	Defrost cycle
	F18	0~255 mins	30mins	Defrost duration
	F19	0~50℃	-6℃	Defrost storage temperature termination temp. value
	F20	0:regular working time 1:compressor accumulated working time	-0	The defrost cycle accumulated time

ETC-30/60

Application:

Suitable for ventilated refrigerating system, such as medium-low temperature cabinet and small but complex refrigerating equipment.

Main features:

- User menu and administrator menu can be set separately.
- Celsius/Fahrenheit display can be switched
- Key lock
- Signal filtering time (probe reaction time) adjustable
- Multiple digital input modes, (door switch, external alarm, refrigerating/heating mode, pressure protection) (ETC-60)
- Copy key can record or transmit the parameter temperature controller setting
- NTC and PTC input mode can be exchanged
- Products display modes optional, meeting different usage for customers home and abroad.
- Multiple defrosting and fan modes

Specification:

- Mounting size: 71(W) * 29(H) (mm)
- Panel size: 75(W) * 34.5(H) * 58(D) (mm)

Technical parameters:

- Power supply: 220VAC+10%/-15%, 50/60Hz
- Temperature measuring and controlling range:
  NTC: -50℃~+120℃/-58℉~+248℉
  PTC: -50℃~+150℃/-58℉~+302℉
- Resolution: NTC: 0.1℃/1℃/0.1℉/1℉
  PTC: 0.5℃/1℃/1℉
- Accuracy: NTC ±1℃/±2℉
  PTC ±3℃/±5℉
- Relay capacity of compressor: 16A/220VAC
- Relay capacity of defrost and fan: 10A/220VAC
- Sensor type: NTC (2M) (ETC-30 with 1sensor, ETC-60 with 2 sensors)
- Shell: gray ABS flame retardant material

Accessories:

2 probe, 1 operation instruction, 2 elastic tabs.

Wiring diagram:

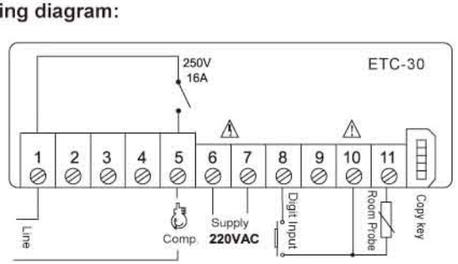

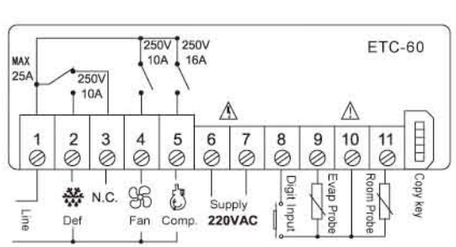

ETC-2040/3000

Application:

Suitable for ventilated refrigerating system, such as medium-low temperature cold storage and small but complex refrigerating equipment.

Main features:

- Refrigerating, defrosting and fan control (ETC-2040 have no fan function)
- Temperature returns difference setting
- User menu and administrator menu setting separately
- Switch between ℃ and ℉
- Display resolution adjustable.

Specification:

- Mounting size: 71(W) * 29(H) (mm)
- Panel size: 75(W) * 34.5(H) * 85(D) (mm)

Technical parameters:

- Power supply: 220VAC±10%, 50/60Hz
- Temperature measuring and controlling range: -45.5~+110℃/-49.9℉~+230℉
- Resolution: 0.1
- Accuracy: ±1℃
- Relay capacity of compressor, defrost and fan: 8A/220VAC
- Sensor type: NTC (2M) (ETC-2040 with 1sensor, ETC-3000 with 2 sensors)
- Shell: gray ABS flame retardant material

Accessories:

2 probe, 1 operation instruction, 2 elastic tabs.

Wiring diagram:

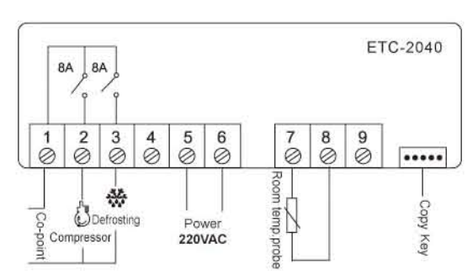

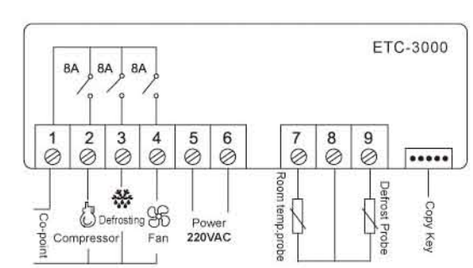

ETC-66

Application:

Suitable for all kinds of refrigeration show case, Beverage Cabinet, and other equipments which need temperature control and energy saving.

Main features:

- ◆Cabinet temperature control: control temperature according to setting value+upper return difference, it could set the increased temperature value in standby mode.
- ◆Defrost control: defrost when the compressor stops, start defrost by defrost cycle and temperature, stop defrost by defrost time and temperature.
- ◆Evaporator fan control: it could be set as continuous running, or run/stop synchronically with the compressor; fan start or stop during defrost is optional.
- ◆Light control: manual switch or stop during defrost is optional.
- ◆Run mode: user could set a business time range, when it is electrified; it is always in run mode within the set time. Business mode or non-business mode can be switched by user manually. It is optional whether enable the self adjustment mode.
- ◆Door switch input: it could be set as open valid, or disable the door switch input; when door is open, compressor or fan stop with alarming is optional.
- ◆Alarming: sensor error alarming and door open alarming.

Specification:

- ◆Mounting size: 71(W) * 29(H) (mm)
- ◆Panel size: 75(W) * 34.5(H) * 58(D) (mm)

Technical parameters:

- ◆Power supply: 220VAC±15%, 50/60Hz
- ◆Power consumption: ＜3W
- ◆Temperature measuring range: -40℃~+100℃
- ◆Temperature controlling range: -10℃~+50℃
- ◆Resolution: ＜100℃, 0.1℃, others, 1℃
- ◆Accuracy: (-40℃~+50℃), ±1℃; others, ±2℃;
- ◆Sensor error time delay: 10seconds
- ◆Sensor type: NTC
- ◆Relay output capability: Compressor: 16A/220VAC, could drive single phase loading 1HP/220VAC, Others: 5A/220VAC
- ◆Front panel protection level: IP65;
- ◆Ambient temperature: 0℃~65℃
- ◆Storage temperature: -30℃~75℃
- ◆Relative humidity: 20~85% (Non-condensing)

Accessories:

2 probe, 1 operation instruction, 2 elastic tabs, 1 copycard(optional).

Wiring diagram:

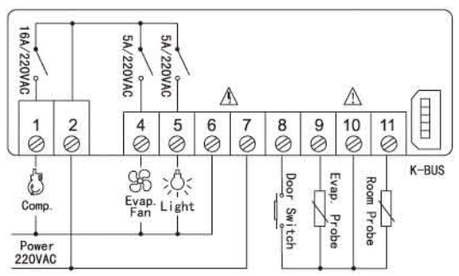

ETC-60HT（ETC-60HT-B）

Application:

Suitable for all kinds of refrigeration show case, wine chest, kitchen refrigerator and other equipments which need simple temperature control.

Main features:

- ◆Temperature control according to the setting value+returns difference value.
- ◆Defrost control is double controlled by compressor stop time and defrost final temperature.
- ◆Dual-sensor input: cabinet temperature sensor, evaporator sensor (user can decide whether activate this sensor or not).
- ◆Passwords lock function to prevent disoperation by non-professionals.
- ◆Relay output capacity is 30A, can directly drive single phase compressor with max. loading 1.5HP (240VAC).
- ◆Lighting control, could directly drive the lamp 1.2W/12VDC(ETC-60HT-B)

Specification:

- ◆Mounting size: 71(W) * 29(H) (mm)
- ◆Product size: 75(W) * 34.5(H) * 58(D) (mm)

Technical parameters:

- ◆Power supply: 220VAC±10%, 50/60Hz

ETC–60HT:

- ◆Temperature measuring range: -40℃ ~ +70℃
- ◆Temperature controlling range: -40℃ ~ +50℃

ETC–60HT–B:

- ◆Temperature measuring range: –50℃ ~ +99℃
- ◆Temperature controlling range: –50℃ ~ 99℃
- ◆Resolution: 1℃
- ◆Accuracy: ±1℃
- ◆Compressor relay contact capacity: 30A/240VAC
- ◆Sensor type: NTC (2M)
- ◆Shell: ABS flame retardant material, amaranth polycarbonate panel

Accessories:

2 probe, 1 operation instruction, 2 elastic tabs.

Wiring diagram:

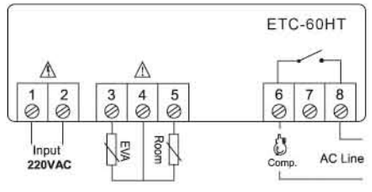

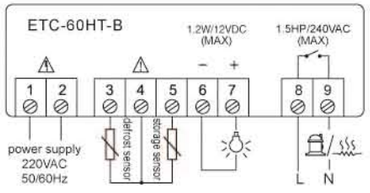

Parameter instruction（ETC-60HT）:

Code	Function	Set range	Default	Unit
F01	Menu password	00 ~ 99 00:cancel the keypad lock function	55	NC
F02	Temperature value setting	–40 ~ +50	2	℃
F03	Temperature return difference setting	1 ~ 15	4	℃
F04	Delay time of compressor startup	1 ~ 15	3	Min
F05	Cabinet temperature calibration	–5 ~ +5	0	℃
F06	Maximum time of defrosting	1 ~ 60	20	Min
F07	Defrosting cycle	1 ~ 30	12	30Min
F08	Defrost termination temperature	–20 ~ +30	7	℃
F09	Whether activate evaporator sensor or not	00:inactivate 01:activate	1	NC

ETC-100+

www.MrCool.ir

Application:

Suitable for all kinds of high temperature cold storage, direct-cooling cabinet and high temperature refrigerating equipment.

Main features:

- ◆Refrigerating
- ◆Password protection
- ◆Temperature upper and lower limit setting, in order to avoid disoperation by non-professionals
- ◆Exceeding temperature alarm (buzzer)

Specification:

- ◆Mounting size: 71(W) * 29(H) (mm)
- ◆Product size: 75(W) * 34.5(H) * 85(D) (mm)

Technical parameters:

- ◆Power supply: 220VAC±10%, 50/60HZ
- ◆Temperature measuring range: -40℃~+120℃
- ◆Temperature controlling range: -40℃~+120℃
- ◆Resolution: 0.1 at (-40℃~+99.9℃), 1 in other range
- ◆Accuracy: ±1℃
- ◆Compressor output contact capacity:
  10A/220VAC (the max load it can drive is 0.5HP/220VAC)
- ◆Sensor type: NTC, 2M
- ◆Alarming: buzzer
- ◆Shell: gray ABS flame retardant material

Accessories:

1 probe, 1operation instruction, 2 elastic tabs

Wiring diagram:

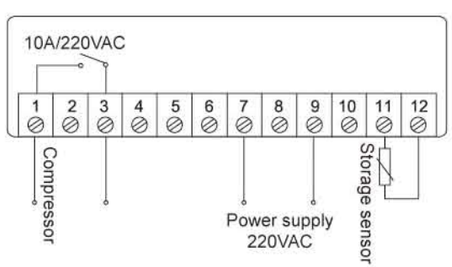

Administrator menu:

Code	Function	Setting range	Unit	Default
F01	Temperature upper limit	-39~120	℃	-15
F02	Temperature lower limit	-40~+119	℃	-18
F03	Temperature calibration	-5~+5	℃	0
F04	Start-delay time	0~30	min	3

ETC-200+

Application:

Suitable for all kinds of high temperature cold storage, cooling cabinet, water chiller, seafood machine and small heating equipment etc.

Main features:

- ◆Refrigerating, heating modes optional
- ◆Password protection
- ◆Timing defrost
- ◆Exceeding temperature alarm (buzzer)

Specification:

- ◆Mounting size: 71(W) * 29(H) (mm)
- ◆Product size: 75(W) * 34.5(H) * 85(D) (mm)

Technical parameters:

- ◆Power supply: 220VAC±10%, 50/60HZ
- ◆Temperature measuring range: -40℃~+120℃
- ◆Temperature controlling range: -40℃~+120℃
- ◆Resolution: 0.1 at (-40℃~+99.9℃), 1 in other range
- ◆Accuracy: ±1℃
- ◆Compressor, defrost output contact capacity:
  10A/220VAC (the max load it can drive is 0.5HP/220VAC)
- ◆Sensor type: NTC, 2M
- ◆Alarming: buzzer
- ◆Shell: gray ABS flame retardant material

Accessories:

1 probe, 1operation instruction, 2 elastic tabs

Wiring diagram:

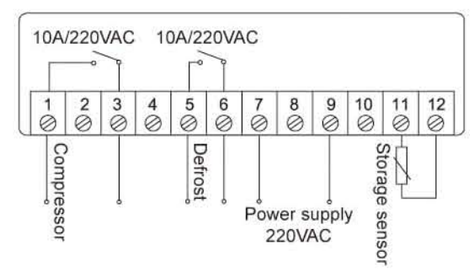

Administrator menu:

code	Function	Setting range	Unit	Default
F01	Temperature upper limit	-39~+120	℃	-15
F02	Temperature lower limit	-40~+119	℃	-18
F03	Temperature calibration	-5~+5	℃	0
F04	Start delay time	0~30	min	3
F05	Defrosting cycle	0~99	hour	6
F06	Defrosting time	0~99	min	30
F07	Exceeding temp. limit alarm	0~20	℃	20
F08	Mode selection	0:Refrigeration 1:heating	--	0